

Ito



Ito





info_____

Suspensions for indoor equipped with COB LED, extruded aluminum structure painted sand white, sand coffee or sand black.

Versions with fixing canopy painted in sand black, black cable, extruded aluminum body painted in matt gold, silver coffee or foggy nickel.

Transparent polycarbonate diffuser.

Suspensii pentru interior echipate cu LED COB, structură din aluminiu extrudat, vopsită alb mat, maro mat sau negru mat.

Versiuni cu bază de fixare vopsită negru mat, cablu negru și structura din aluminiu extrudat vopsită auriu mat, silver coffee sau foggy nickel.

Dispersor din policarbonat transparent.

Sospensioni per interni dotate di LED COB, struttura in estruso di alluminio verniciato bianco opaco, coffee opaco o nero opaco.

Versiuni con base di fissaggio nero opaco, cavo nero, corpo in estruso di alluminio verniciato oro opaco, silver coffee o foggy nickel.

Diffusore in policarbonato trasparente.

Подвесные светильники для внутреннего освещения, оснащенные светодиодом COB, с корпусом из экструдированного алюминия, окрашенным в матово-белый, матово-коричневый или матово-черный.

Доступны варианты с крепежным основанием, окрашенным в матово-черный цвет, черным шнуром питания и корпусом из экструдированного алюминия, окрашенным в матово-золотистый, серебристо-кофейный или туманно-никелевый.

Рассеиватель из прозрачного поликарбоната.

Beltéri, COB LED-es függesztékek, matt fehérre, matt barnára vagy matt feketére festett, extrudált alumínium alap.

Matt feketére festett alapos verzió, fekete kábellel és matt aranyra, silver coffee vagy foggy nickel színre festett extrudált alumínium szerkezet.

Átlátszó polikarbonát árnyékoló.

Окачени осветителни тела за интериор, оборудвани с LED COB, структура от екструдирани алуминий, боядисан в матово бяло, матово кафяво или матово черно. Версии с фиксираща основа, боядисана в матово черно, черен кабел и структура от екструдирани алуминий, боядисан в матово златисто, сребристо кафе или мъглив никел.

Дифузер от прозрачен поликарбонат.

Závesyné svietidlá do interiéru vybavené COB LED, extrudovaná hliníková konštrukcia lakovaná pieskovo biela, piesková kávová alebo pieskovo čierna.

Verzie s upevňovacím krytom lakovaným v pieskovej čiernej farbe, čiernym káblom, telom z extrudovaného hliníka lakovaným v matnej zlatej, striebornej káve alebo niklu.

Priehľadný polykarbonátový difúzor.



Sand White

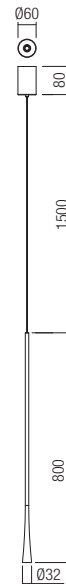
Sand Coffee

Sand Black

Matt Gold

Silver Coffee

Foggy Nickel



2700K Models

H 400mm



- art. **01-4068** Sand White
- art. **01-4069** Sand Coffee
- art. **01-4070** Sand Black
- art. **01-4071** Matt Gold
- art. **01-4072** Silver Coffee
- art. **01-4073** Foggy Nickel

H 600mm



- art. **01-4112** Sand White
- art. **01-4113** Sand Coffee
- art. **01-4114** Sand Black
- art. **01-4115** Matt Gold
- art. **01-4116** Silver Coffee
- art. **01-4117** Foggy Nickel

H 800mm



- art. **01-4124** Sand White
- art. **01-4125** Sand Coffee
- art. **01-4126** Sand Black
- art. **01-4127** Matt Gold
- art. **01-4128** Silver Coffee
- art. **01-4129** Foggy Nickel

Led type	COB LED 1 pc x 6W
Power	6,2W
Input	220V-240V, 50/60Hz
Color temperature	2700K
Lumen source	634 lm
Lumen system	481 lm
Optic	24°
CRI	90
Not dimmable	
CE	IP20

3000K Models

H 400mm



- art. **01-4062** Sand White
- art. **01-4063** Sand Coffee
- art. **01-4064** Sand Black
- art. **01-4065** Matt Gold
- art. **01-4066** Silver Coffee
- art. **01-4067** Foggy Nickel

H 600mm



- art. **01-4074** Sand White
- art. **01-4075** Sand Coffee
- art. **01-4076** Sand Black
- art. **01-4077** Matt Gold
- art. **01-4078** Silver Coffee
- art. **01-4079** Foggy Nickel

H 800mm



- art. **01-4118** Sand White
- art. **01-4119** Sand Coffee
- art. **01-4120** Sand Black
- art. **01-4121** Matt Gold
- art. **01-4122** Silver Coffee
- art. **01-4123** Foggy Nickel

Led type	COB LED 1 pc x 6W
Power	6,2W
Input	220V-240V, 50/60Hz
Color temperature	3000K
Lumen source	662 lm
Lumen system	495 lm
Optic	24°
CRI	90
Not dimmable	
CE	IP20

Multiple pendants can be assembled with one of the canopy options listed on pages 759-761.

Variante multiple de suspensii pot fi asamblate cu ajutorul bazelor optionale prezentate la paginile 759-761.

Sospensioni multiple possono essere installate sui rosoni presenti alle pagine 759-761.

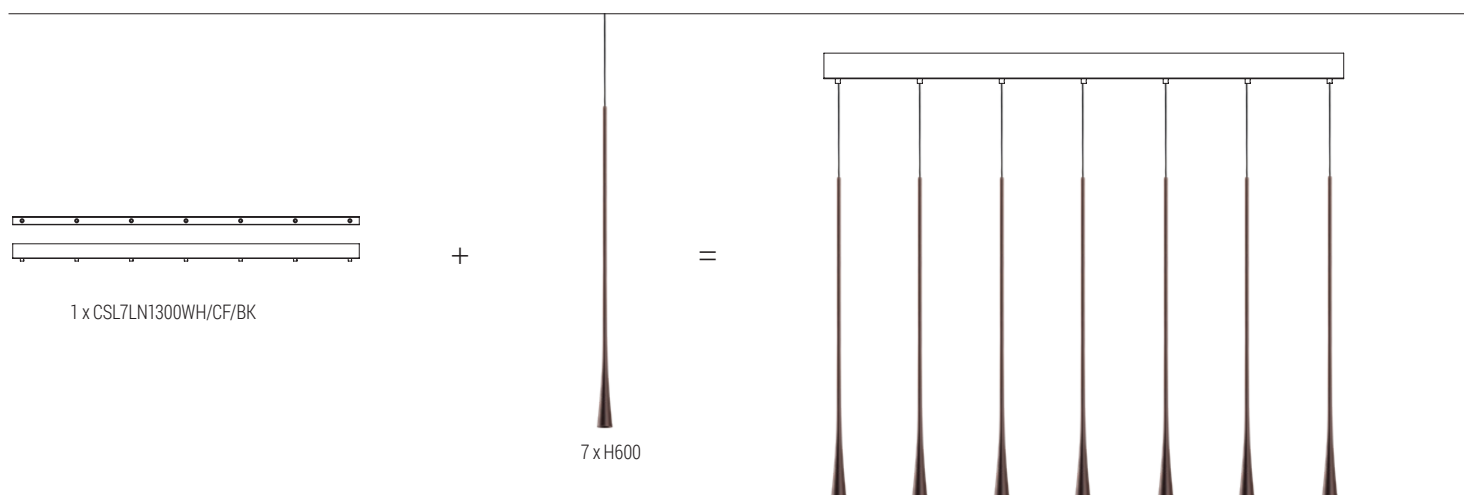
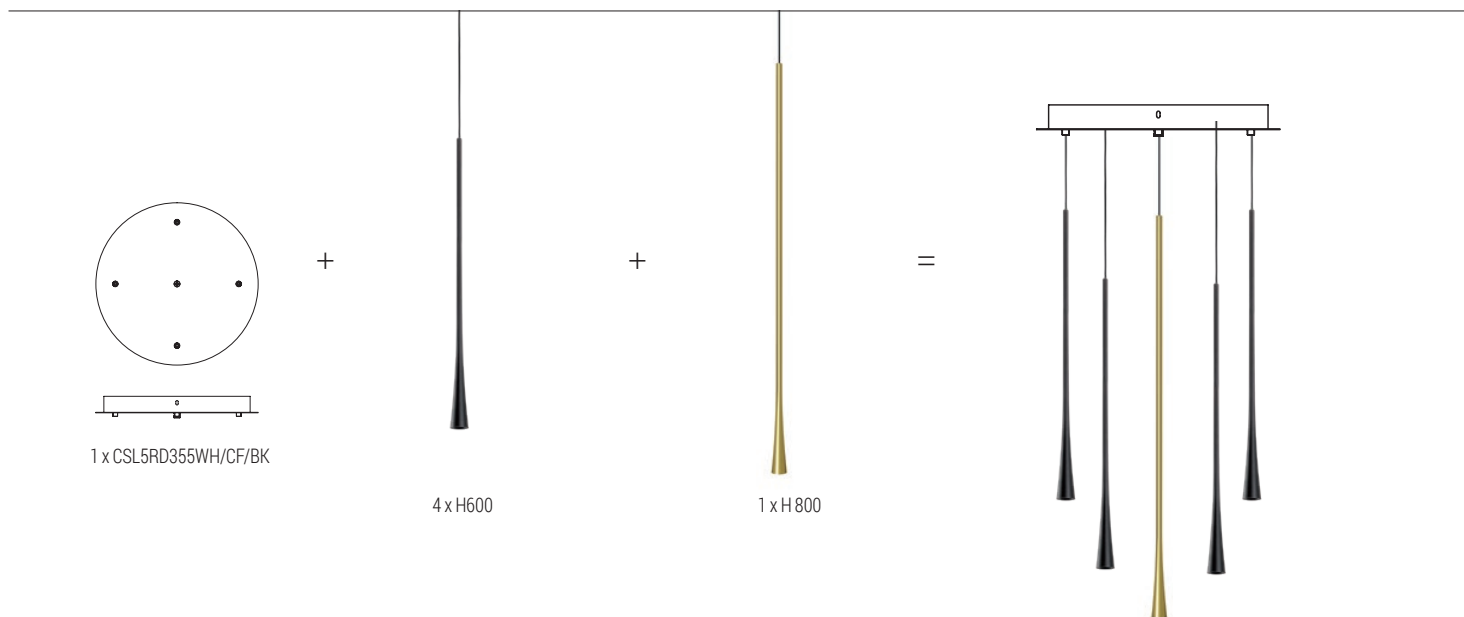


Create your own composition/Creeaza propria compozitie/Crea la tua composizione

Multiple pendants can be assembled with one of the canopy options listed on pages 759-761.

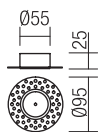
Variante multiple de suspensii pot fi asamblate cu ajutorul bazelor optionale prezentate la paginile 759-761.

Sospensioni multiple possono essere installate sui rosoni presenti alle pagine 759-761.



Trimless canopy

art. **CT1 MWH** Sand White
art. **CT1 MBK** Sand Black



Metal accessories painted in sand white or sand black for installing the suspensions in trimless version. Maximum diameter of cable access hole 4,5 mm.

Accesorii din metal vopsit alb mat sau negru mat, pentru montajul trimless al suspensiilor. Diametrul maxim al găurii de ieşire a cablului 4,5 mm.

Accessori in metallo verniciato bianco opaco o nero opaco per montaggio delle sospensioni a filo muro (trimless). Diametro massimo del foro di uscita del cavo elettrico 4,5 mm.